

Suprema

CERAMICHE PIEMME
CONTRACT

MERCHANDISING

DISPLAY 60-90-120

DISPLAY VUOTO, GAMME A SCELTA



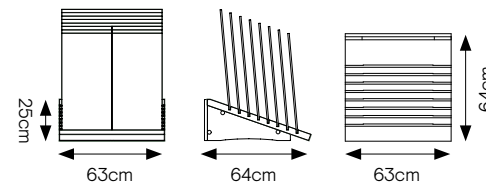
ELENCO GAMME A SCELTA

GAMMA SUPREMA 30x60 NAT/RET	CODICE: 302569
SUPREMA GESSO NAT/RET	30x60cm
SUPREMA SABBIA NAT/RET	30x60cm
SUPREMA TERRA NAT/RET	30x60cm
SUPREMA CENERE NAT/RET	30x60cm
GAMMA SUPREMA 60x60 NAT/RET	CODICE: 302571
SUPREMA GESSO NAT/RET	60x60cm
SUPREMA SABBIA NAT/RET	60x60cm
SUPREMA TERRA NAT/RET	60x60cm
SUPREMA CENERE NAT/RET	60x60cm

ATT.NE: ORDINARE IL DISPLAY 60-90-120 (BASE) + GAMME A SCELTA

SPECIFICHE TECNICHE

CODICE DISPLAY 60-90-120	302506
DIMENSIONE	63x200x64 cm
GAMME	a scelta (8 SLOT)
PREZZO DISPLAY 60-90-120	€ 34,00



BASE PIEMME 80-90-120

DISPLAY VUOTO, GAMME A SCELTA



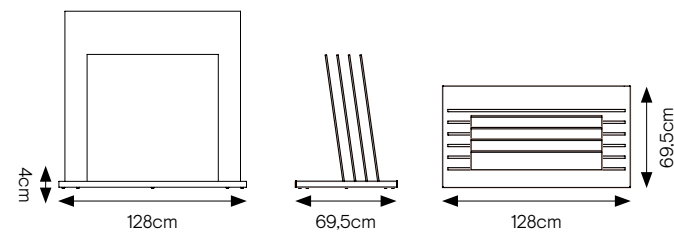
ATT.NE: ORDINARE BASE PIEMME 80-90-120 (BASE) + GAMME A SCELTA

ELENCO GAMME A SCELTA

GAMMA SUPREMA 89,5x89,5 NAT/RET	CODICE: 302572
SUPREMA GESSO NAT/RET	89,5x89,5cm
SUPREMA SABBIA NAT/RET	89,5x89,5cm
SUPREMA TERRA NAT/RET	89,5x89,5cm
SUPREMA CENERE NAT/RET	89,5x89,5cm

SPECIFICHE TECNICHE

CODICE DISPLAY	302521
DIMENSIONE	128x69,5x4 cm
GAMME	a scelta (6 SLOT)
PREZZO DISPLAY	€ 93,00



SINOTTICI SUPREMA

PANSUP05 - PAN. COM.NE SUPREMA
GESSO NAT/RET 60X60



COD. 302669

PANSUP06 - PAN. COM.NE SUPREMA
SABBIA NAT/RET 60X60



COD. 302670

PANSUP07 - PAN. COM.NE SUPREMA
TERRA NAT/RET 60X60



COD. 302671

PANSUP08 - PAN. COM.NE SUPREMA
CENERE NAT/RET 60X60




COD. 302672

SPECIFICHE TECNICHE

CODICE	VARI
DIMENSIONE	100x200 cm
PIASTRELLE	60x60 NAT
PREZZO	€ 86,00


PANNELLI POSATI
SUPREMA 120x120

PANSUP01 - PAN. 120 SUPREMA GESSO
NAT/R 60X60




COD. 302665

PANSUP02 - PAN. 120 SUPREMA
SABBIA NAT/R 60X60




COD. 302666

PANSUP003 - PAN. 120 SUPREMA TERRA
NAT/R 60X60



COD. 302667

PANSUP04- PAN. 120 SUPREMA
CENERE NAT/R 60X60



COD. 302668

SPECIFICHE TECNICHE

CODICE	VARI
DIMENSIONE	120x120 cm
PIASTRELLE	60x60 cm NAT
PREZZO	€ 86,00

CATALOGO SUPREMA

Suprema

4 COLOURS 3 SIZES 1 SURFACE

The Suprema collection's distinctive style is inspired by the smoothed concrete used in modern interior design. With its unique multiple variations in shade and subtle flaws, Suprema is the ideal porcelain stoneware surface. It provides convenient, hard-wearing coverings in residential and commercial locations with tasteful yet contemporary design schemes.

CERAMICHE PIEMME
CONTRACT



SPECIFICHE TECNICHE

CODICE	302574
DIMENSIONE	24x30 cm

CERAMICHE**PIEMME**
FLOOR AND MORE

INDUSTRIE CERAMICHE PIEMME S.P.A.
VIA DEL CROCIALE 42/44, 41042 FIORANO (MO) - ITALY
T. +39 0536.849111 - F. +39 0536.849402
WWW.CERAMICHEPIEMME.IT - INFO@CERAMICHEPIEMME.IT