



Concrete

Lo studio di design per la collezione Concrete trae ispirazione dalla lavorazione del cemento rasato per superfici industriali. Concrete è una superficie dal mood minimale ed allo stesso tempo profondo e ricercato.

The design study for the Concrete collection takes its inspiration from the working of smoothed concrete for industrial surfaces. Concrete is a surface with a minimal and at the same time deep and elegant mood.

Die Designstudie für die Kollektion Concrete ist an der Optik glattgeputzten Betons für Industrieflächen inspiriert. Concrete erzeugt eine minimalistisch und zugleich intensiv und edel wirkende Oberfläche.

Pour la collection Concrete, le design s'inspire du béton ciré utilisé pour la réalisation des surfaces industrielles. Concrete est une surface à l'aspect à la fois essentiel, profond et raffiné.

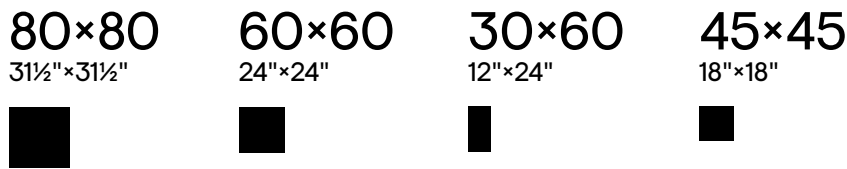
5

Colori
Colours
Farben
Couleurs



4

Formati
Sizes
Formate
Formats



2

Spessori
Thickness
Stärke
Épaisseur



2

Superfici
Surfaces
Oberflächen
Surfaces

Naturale Antislip

i

Effetto Cemento
Cement look
Betonoptik
Effet Béton

Rivestimento
Wall Tiles
Wandfliesen
Revêtement

Pavimento
Floor Tiles
Bodenfliesen
Sol

Gres fine porcellanato ad impasto colorato
Coloured-body fine porcelain stoneware
Feinsteinzeug aus farbiger Masse
Grès cérame fin à pâte colorée

Tecnologia digitale
Digital technology
Digital Technologie
Technologie numérique

Concrete



White



± 10,5

80x80
01524 | Concrete White Nat/Ret




± 9,5

60x60
00923 | Concrete White Nat
00934 | Concrete White Nat/Ret



± 9,5

45x45
00977 | Concrete White Nat



± 9,5

30x60
00966 | Concrete White Nat
00928 | Concrete White Nat/Ret



± 9,5

30x60
00972 | Concrete Antislip White Nat



30x30

00983 | Concrete Mosaico White Nat/Ret

Taupe



± 10,5

80x80
01525 | Concrete Taupe Nat/Ret
02823 | Concrete Antislip Taupe Ret



± 9,5

60x60
00924 | Concrete Taupe Nat
00935 | Concrete Taupe Nat/Ret




± 9,5

45x45
00978 | Concrete Taupe Nat



± 9,5

30x60
00967 | Concrete Taupe Nat
00929 | Concrete Taupe Nat/Ret





± 9,5

30x60
00973 | Concrete Antislip Taupe Nat



30x30

00984 | Concrete Mosaico Taupe Nat/Ret



Concrete



Light Grey




80x80
01526 | Concrete Light Grey Nat/Ret
02824 | Concrete Antislip Light Grey Ret




60x60
00925 | Concrete Light Grey Nat
00936 | Concrete Light Grey Nat/Ret



45x45
00979 | Concrete Light Grey Nat



30x60
00968 | Concrete Light Grey Nat
00931 | Concrete Light Grey Nat/Ret



30x60
00974 | Concrete Antislip Light Grey Nat



30x30
00985 | Concrete Mosaico Light Grey Nat/Ret

Warm Grey



80x80
01527 | Concrete Warm Grey Nat/Ret
02825 | Concrete Antislip Warm Grey Ret



60x60
00926 | Concrete Warm Grey Nat
00937 | Concrete Warm Grey Nat/Ret




45x45
00981 | Concrete Warm Grey Nat



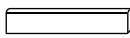

30x60
00969 | Concrete Warm Grey Nat
00932 | Concrete Warm Grey Nat/Ret



30x60
00975 | Concrete Antislip Warm Grey Nat



30x30
00986 | Concrete Mosaico Warm Grey Nat/Ret



Black



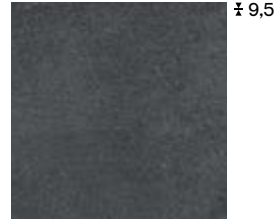
80x80

01528 | Concrete Black Nat/Ret



60x60

00927 | Concrete Black Nat
00938 | Concrete Black Nat/Ret



45x45

00982 | Concrete Black Nat



30x60

00971 | Concrete Black Nat
00933 | Concrete Black Nat/Ret





30x60

00976 | Concrete Antislip Black Nat



30x30








00987 | Concrete Mosaico Black Nat/Ret



Concrete

Imballi

Packing
Verpackung
Emballage

Formato / Size		± MM	 Pezzi/Scatola Pieces/Box Stck/Karton Carreaux/Boîte	 Mq/Scatola Sqmt/Box Qm/Karton M2/Boîte	 Kg/Scatola Kgs/Box Kg/Karton Kg/Boîte	 Scatole/Paletta Boxes/Pallet Karton/Pallet Boîte/Palette	 Mq/Paletta Sqmt/Pallet Qm/Pallet M2 /Palette	 Kg/Paletta Kgs/Pallet Kg/Pallet Kg/Palette	 Formato Paletta Size Pallet Format Pallet Dim. Palette
80×80 Nat/Ret - Antislip/Ret	P	10,5	2	1,28	31,5	40	51,2	1260	120×80×97
60×60 Nat	P	9,5	3	1,08	23	40	43,2	920	120×80×75
60×60 Nat/Ret	P	9,5	3	1,08	21,5	40	43,2	860	120×80×75
45×45 Nat	P	9,5	5	1,013	20,4	66	66,86	1346,40	120×80×105
30×60 Nat	P	9,5	6	1,08	22	48	51,84	1056	120×80×75
30×60 Nat/Ret	P	9,5	6	1,08	21,5	48	51,84	1032	120×80×75
30×60 Antislip Nat	P	9,5	6	1,08	22	48	51,84	1056	120×80×75
30×30 Mosaico (Su Rete)	P	9,5	5	0,45	8,5	60			
Pezzi Speciali / Special Pieces									
8×80 Battiscopa	P	10,5	7	0,448	11	65			
8×60 Battiscopa	P	9,5	10	0,48	11	72			
8×45 Battiscopa	P	9,5	30	1,08	23,3	30			
30×60 Gradino	P	9,5	6	1,08	22	36			

Concrete

Riepilogo Gamma

Collection
Serie
Gamme

									
		80×80 31½"×31½"	60×60 24"×24"	30×60 12"×24"	45×45 18"×18"				
		± 10,5	± 9,5	± 9,5	± 9,5	DIN 51130	DIN 51097	DCOF	
	Nat		00923	00966	00977	V2	R10	A	> 0,42
	Nat/Ret	01524	00934	00928			R11	A+B+C	> 0,42
	Antisip Nat			00972					
	Nat		00924	00967	00978	V2	R10	A	> 0,42
	Nat/Ret	01525	00935	00929			R11	A+B+C	> 0,42
	Antisip Nat			00973					
	Antisip Ret	02823							
	Nat		00925	00968	00979	V2	R10	A	> 0,42
	Nat/Ret	01526	00936	00931			R11	A+B+C	> 0,42
	Antisip Nat			00974					
	Antisip Ret	02824							
	Nat		00927	00971	00982	V2	R10	A	> 0,42
	Nat/Ret	01528	00938	00933			R11	A+B+C	> 0,42
	Antisip Nat			00976					
	Nat		00926	00969	00981	V2	R10	A	> 0,42
	Nat/Ret	01527	00937	00932			R11	A+B+C	> 0,42
	Antisip Nat			00975					
	Antisip Ret	02825							

Concrete

Riepilogo Gamma

Collection

Serie

Gamme

		Formati Sizes		Pezzi Speciali Special Pieces			
							
			Mosaico 30x30 Su Rete 12"x12" (2"x2" Dot)	Battiscopa 8x80 3 1/8"x31 1/2"	Battiscopa 8x60 3 1/8"x24"	Battiscopa 8x45 3 1/8"x18"	Gradino 30x60 12"x24"
			± 9,5	± 10,5	± 9,5	± 9,5	± 9,5
 White	Nat				00988	00999	01005
	Nat/Ret	00983		01529	00994		
 Taupe	Nat				00989	01001	01007
	Nat/Ret	00984		01530	00995		
 Light Grey	Nat				00991	01002	01008
	Nat/Ret	00985		01531	00996		
 Black	Nat				00993	01004	01011
	Nat/Ret	00987		01533	00998		
 Warm Grey	Nat				00992	01003	01009
	Nat/Ret	00986		01532	00997		