



Lithostone

Una collezione che trae ispirazione da alcune delle più affascinanti pietre originatesi nei millenni: una Burlington, una Lavica, una Limestone, una Beola. Da questa ispirazione il centro stile Piemme ha tratto le migliori espressioni estetiche della materia.

A collection inspired by some of the most charming stones which have originated over the millenniums: Burlington, Lavica, Limestone, Beola. Based on this inspiration, the Piemme style centre has created the finest aesthetic expressions of the material.

Eine Kollektion, die an einigen der faszinierendsten, im Laufe der Jahrtausende entstandenen Natursteinen inspiriert ist: Burlington, Lavastein, Kalkstein, Beola. Dieser Eingebung folgend hat sich das Piemme Stilzentrum an die schönsten Ausdrücke der Materie angelehnt.

Cette collection s'inspire de quelques-unes des plus belles pierres façonnées au cours des millénaires: la Burlington, la pierre lavique, la Limestone et la Beola. En basant sa réflexion sur cette source d'inspiration, le centre stylistique de Piemme a su puiser dans la matière.

4

Colori
Colours
Farben
Couleurs


White



Grege



Grey




Antracite



2

Formati
Sizes
Formate
Formats

120×240
48"×96"



120×120
48"×48"



2

Spessori
Thickness
Stärke
Epaisseur

▽ 6,5

▽ 10

2

Superfici
Surfaces
Oberflächen
Surfaces

Naturale

Levigato

i

Effetto Pietra
Stone Look
Natursteinoptik
Effet Pierre

Rivestimento
Wall Tiles
Wandfliesen
Revêtement

Pavimento
Floor Tiles
Bodenfliesen
Sol

Gres fine porcellanato
Porcelain stoneware
Feinsteinzeug
Grès cérame

Tecnologia digitale
Digital technology
Digital Technologie
Technologie numérique

Lithostone



White



± 6,5

120×240

01988 | Lithostone White Nat/Ret
01993 | Lithostone White Lev/Ret



± 6,5

120×240

02105 | Compass Gold Nat/Ret
02111 | Compass Gold Lev/Ret



± 10

120×120

01997 | Lithostone White Nat/Ret
02002 | Lithostone White Lev/Ret

Lithostone



Grege



± 6,5

120×240

01989 | Lithostone Grege Nat/Ret
01994 | Lithostone Grege Lev/Ret



± 6,5

120×240

02106 | Rainfall Gold Nat/Ret
02112 | Rainfall Gold Lev/Ret



± 10

120×120

01998 | Lithostone Grege Nat/Ret
02003 | Lithostone Grege Lev/Ret

Lithostone



Grey



± 6,5

120×240

01991 | Lithostone Grey Nat/Ret
01995 | Lithostone Grey Lev/Ret



± 10

120×120

01999 | Lithostone Grey Nat/Ret
02004 | Lithostone Grey Lev/Ret

Lithostone



Antracite



± 6,5

120×240


01992 | Lithostone Antracite Nat/Ret
01996 | Lithostone Antracite Lev/Ret



± 6,5

120×240

02107 | Matrix Gold Nat/Ret
02113 | Matrix Gold Lev/Ret



± 10

120×120

02001 | Lithostone Antracite Nat/Ret
02005 | Lithostone Antracite Lev/Ret








Lithostone

Fasce di prezzo

Price range
Preisgruppe
Niveau de prix








■ Fascia prezzo al metro quadro
Square meter price range
Quadratmeter preisgruppe
Niveau de prix au mètre carré

▲ Fascia prezzo al pezzo
Price range per piece
Stück preisgruppe
Niveau de prix à la piece

Formati Sizes	120x240 - 48"x96"		120x120 - 48"x48"		DIN 51130	DIN 51097	DCOF	  		
	120x240 - 48"x96"		120x120 - 48"x48"					Compass Gold 120x240 - 48"x96"	Rainfall Gold 120x240 - 48"x96"	Matrix Gold 120x240 - 48"x96"
	± 6,5		± 10					± 6,5		
 White	Nat/Ret	01988 830	01997 790	V2	R10	A+B	>0.42	02105 986		
	Lev/Ret	01993 860	02002 840					02111 988		
 Grege	Nat/Ret	01989 830	01998 790	V2	R10	A+B	>0.42		02106 989	
	Lev/Ret	01994 860	02003 840						02112 990	
 Grey	Nat/Ret	01991 830	01999 790	V2	R10	A+B	>0.42			
	Lev/Ret	01995 860	02004 840							
 Antracite	Nat/Ret	01992 830	02001 790	V2	R10	A+B	>0.42			02107 989
	Lev/Ret	01996 860	02005 840							02113 990

Imballi

Packing
Verpackung
Emballage

Formato / Size		± MM	 Pezzi/Scatola Pieces/Box Stck/Karton Carreaux/Boîte	 Mq/Scatola Sqmt/Box Qm/Karton M2/Boîte	 Kg/Scatola Kgs/Box Kg/Karton Kg/Boîte	 Scatole/Paletta Boxes/Pallet Karton/Pallet Boîte/Palette	 Mq/Paletta Sqmt/Pallet Qm/Pallet M2 /Palette	 Kg/Paletta Kgs/Pallet Kg/Pallet Kg/Palette	 Formato Paletta Size Pallet Format Pallet Dim. Palette
120x240 (48"x96") Nat/Ret - Lev/Ret	P	6,5	1	2,880	44,60	18	51,84	802,8	253x132x31
120x240 (48"x96") Compass / Rainfall / Matrix	P	6,5	1	2,880	44,60	1	2,880	44,60	253x132x31
120x120 (48"x48") Nat/Ret - Lev/Ret	P	10	1	1,440	33,00	30	43,20	990	132x132x53

Lithostone

Abbinamenti

Matchings
Passende Kombinationen
Coloris compatibles

Suggerimenti utili per
l'abbinamento delle
diverse collezioni
Ceramiche Piemme tra
di loro e spunti cromatici
per valorizzare gli interni.

Tips for combining
the various Ceramiche
Piemme collections
with one another and
colour suggestions for
enhancing interiors.

Praktische Tipps für
die Kombination
der verschiedenen
Ceramiche Piemme-
Kollektionen miteinander
Und Farbakzente
zur Aufwertung der
Innenräume.

Conseils utiles de
coordination entre les
différentes collections
Ceramiche Piemme et
suggestions chromatiques
pour la mise en valeur de
l'espace ambiant.



Colori
Colours

White


Grege

Grey


Antracite



Abbinamenti
cromatici
Colour
matchings



Pantone
Cool Grey
1U




Pantone
7497 U




Pantone
429 U



Pantone
Black 6 U



Pantone
4755 U




Pantone
454 U



Pantone
Neutral
Black U




Pantone
4985 U




Pantone
317 U



Pantone
Warm Grey 1



Pantone
659 U



Pantone
Cool Grey
9 U